	<b>Tender Questions and Answers</b>	<b>Document Identifier</b> 240-7124948	<b>Rev</b> 1
		<b>Effective Date</b> 01 April 2023	
		<b>Review Date</b> April 2026	

<b>To whom it may concern</b>	<b>Date</b>	<b>Wednesday, 17 April 2024</b>
	<b>Enquiries</b>	<b>Sheilah Brown</b>
	<b>E-mail address</b>	<b>TenderClarifications <a href="mailto:TenderClarifications@eskom.co.za">TenderClarifications@eskom.co.za</a></b>


Dear Sir/Madam

<b>Request for Enquiry Number</b>	<b>WCKBG2516SB</b>
<b>Description / Project Title</b>	<b>THE SUPPLY AND REPLACEMENT OF THE INVERTERS AND AUXILIARY SYSTEM AT KOEBERG OPERATING UNIT (KOU)</b>
<b>Tender Questions Closing Date</b>	<b>30 April 2024</b>

No.	Document	Section	Page	Requirement	Questions	Answers
<b>03 April 2024 (Clarity published date) – Rev 1.1_Tender Questions and Answers_Clarifications_2024.03.26</b>						
1.	TRS 09082A rev 1	1.3 and 4.2.5	10 and 14	Problems with Design	What are the current problems with the distribution boards associated with LNE, LZC, SSC and SSD, i.e. what items necessitate the replacement of these distribution boards, e.g. circuit breakers, earth fault relays, displays, etc.?	Replace existing distribution boards in accordance with TRS.
2.	TRS 09082A rev 1	1.3 and 4.2.5	10 and 14	Problems with Design	Just to be 100% sure – the requirement is to completely replace the distribution boards for those boards that have distribution boards?	Correct.

### Controlled Disclosure

When downloaded from the document management system, this document is uncontrolled and the responsibility rests with the user to ensure it is in line with the authorized version on the system. No part of this document may be reproduced in any manner or form by third parties without the written consent of Eskom Holdings SOC Ltd, © copyright Eskom Holdings SOC Ltd, Reg No 2002/015527/30

	<b>Tender Questions and Answers</b>	<b>Document Identifier</b> 240-7124948	<b>Rev</b> 1
		<b>Effective Date</b> 01 April 2023	
		<b>Review Date</b> April 2026	

No.	Document	Section	Page	Requirement	Questions	Answers
3.	TRS 09082A rev 1	2.2	11	Scope	As safety vetting is required to view and work with the documentation, for 6 SSC / 6 SSD / 6 SSE / 6 SSG / 6 SSA / 6 SSB can the Employer please provide sufficient information at the tender stage to allow tenderers the opportunity to accurately cost for the works?	Vetting is required before any security information is provided.
4.	TRS 09082A rev 1	2.2	11	Scope	Do the documents and drawings for 6 SSC / 6 SSD / 6 SSE / 6 SSG / 6 SSA / 6 SSB reflect the as-built plant status, or must the Contractor allow for the effort to confirm the as-built status of these systems as part of the offer?	It is of the employees understanding that the documents and drawings reflects as built plant status. However, it is recommended that the contractor makes effort to confirm the as-built status.
5.	TRS 09082A rev 1	2.2	11	Scope	According to the feeder lists the 1/2 LNE and 9 LNF/G/H inverter boards house 30 V dc and/or 48 V dc rectifiers for the supply of power to various systems. Can the Employer please supply the specifications of these rectifiers, assuming that the new panels will have to replicate this functionality?	LNE – 48 V 500W LNF – 48 V 500W - 30 V 1000W LNG – 48 V 500W LNH – 48 V 500 W  The above must be verified and upgraded if required during the design phase.
6.	TRS 09082A rev 1	2.2	11	Scope	The increase in capacity for the non-1E qualified LNE, LNF, LNG, LNH and LZC could require new power supply feeders (and cables) for the DC and AC supplies. Does the Employer have spare feeders that could be free issued, given that there is a high likelihood that the feeders are obsolete?  Perhaps the obsolescence studies for SALTO have the answer?	The new uprated inverters will be limited to the existing inverter rating, therefore there would be no need for the upgrade of cables and feeders.

**Controlled Disclosure**

When downloaded from the document management system, this document is uncontrolled and the responsibility rests with the user to ensure it is in line with the authorized version on the system. No part of this document may be reproduced in any manner or form by third parties without the written consent of Eskom Holdings SOC Ltd, © copyright Eskom Holdings SOC Ltd, Reg No 2002/015527/30

No.	Document	Section	Page	Requirement	Questions	Answers
7.	TRS 09082A rev 1	2.2	11	Scope	<p>The increase in capacity of the various inverters could be a challenge, but as this is part of the TRS, it is assumed that the Employer has considered the impact and does not have solutions that are not expressed in the TRS. Is this assumption correct?</p> <p>Note that alternative solutions could have a substantial impact on the timelines needed for the Contractor to put together the tender in the very limited tender period (and might require further clarification – with its own impact on the timelines).</p>	Refer to 6.
8.	TRS 09082A rev 1	4.3	14	Inverter Requirements	<p>The TRS calls for the inverter systems to be replaced with a type already installed and proven in the nuclear power generating industry <u>and</u> other industrial applications.</p> <p>a. Does the “inverter systems” imply the inverters <u>and</u> distribution boards?</p> <p>b. Is it a definitive requirement that the inverters <u>and</u> their distribution boards offered be installed and proven in nuclear power plants, i.e. it would not be acceptable to offer inverters <u>and</u> distribution boards that are only used in industrial applications?</p>	<p>a. Yes.</p> <p>b. Yes.</p>
9.	TRS 09082A rev 1	4.3.1.8	15	Monitoring	<p>What is meant by “All switches shall be monitored and flagged”, i.e. where must it be monitored and flagged, e.g. in the control room (by means of indication, or in KIT, or both)?</p>	<p>All switches should also include an auxiliary contact to indicate its position (on/off) and should be used for alarming and control.</p>

**Controlled Disclosure**

When downloaded from the document management system, this document is uncontrolled and the responsibility rests with the user to ensure it is in line with the authorized version on the system. No part of this document may be reproduced in any manner or form by third parties without the written consent of Eskom Holdings SOC Ltd, © copyright Eskom Holdings SOC Ltd, Reg No 2002/015527/30

<b>Document Identifier</b>	240-7124948	<b>Rev</b>	1
<b>Effective Date</b>	01 April 2023		
<b>Review Date</b>	April 2026		

No.	Document	Section	Page	Requirement	Questions	Answers
10.	TRS 09082A rev 1	4.3.1.12	15	Interchangeability	In order to have interchangeable equipment and spares, all the applicable equipment installed in the NSF inverters and distribution boards will have to be qualified as 1E (paperwork included). This could have a substantial impact on cost.	This does not refer to the complete inverter system. Specific critical identified interchangeable components should carry the highest qualification. This could be achieved during the manufacturing (batch) process of said components.
11.	TRS 09082A rev 1	4.3.1.17.4 and 4.3.1.17.13	17	Rating Requirements	To allow for the correct sizing of busbars (and the costing for the replacement) can the Employer please indicate typically what size (maximum) of spare breakers they envisage for the various boards?	<p>These are to be used for busbar calculation purposes.</p> <p>LNA/B/C/D – x4 at 5A = <b>20A</b> each inverter</p> <p>LNE – x15 at 5A = <b>75A</b></p> <p>LNF – x5 at 5A = <b>25A</b></p> <p>LNG – x10 at 5A = <b>50A</b></p> <p>LNH – x5 at 5A = <b>25A</b></p> <p>Further clarification to be obtained during design phase.</p>
12.	TRS 09082A rev 1	5.2.3	26	Dimensions	With the requirement to increase sizing and provide the new upgrades, like bypass stabilizers, specified in section 2.2 of the TRS, it will most likely not be possible to maintain similar dimensions for the new equipment. Can the Employer agree (such as not to have this as a deviation in our offers)?	Except for LNE and SSC/D, the bypass stabilizers are already part of the current design. With more modern technology, compared to when the existing inverters were manufactured, it could be possible to use the existing footprint for the new inverters, with their upgrades.
13.	TRS 09082A rev 1	5.2.5	26	Fire Detection	<p>For the JDT interface:</p> <p>a. Which of the inverters or inverter switchboards are fitted with Fire Detection, i.e. is it only LNA/B/C/D?</p>	<p>a. LNA/B/C/D and LNE</p> <p>b. Aspirating smoke detectors – VESDA units</p> <p>c. Same as existing design</p>

**Controlled Disclosure**

When downloaded from the document management system, this document is uncontrolled and the responsibility rests with the user to ensure it is in line with the authorized version on the system. No part of this document may be reproduced in any manner or form by third parties without the written consent of Eskom Holdings SOC Ltd, © copyright Eskom Holdings SOC Ltd, Reg No 2002/015527/30

<b>Document Identifier</b>	240-7124948	<b>Rev</b>	1
<b>Effective Date</b>	01 April 2023		
<b>Review Date</b>	April 2026		

No.	Document	Section	Page	Requirement	Questions	Answers
					b. What type of fire detection is fitted – detectors or SDA? c. What are the requirements for interfacing with JDT in terms of design and installation?	
14.	TRS 09082A rev 1	6	27	Quality	Must the Contractor make provision for audits (with the Employer and NNR) of the inverter supplier at his overseas premises?	Yes - as discussed in the clarification meeting. The tenderer must make provision for audits by Eskom and the NNR during execution of the project.
15.	TRS 09082A rev 1	7.4	31	Safety Vetting	What are the requirements for safety vetting of personnel (to what level) and measures for safeguarding sensitive information (and what is meant by “sensitive information” in the context of design for SSC and SSD)?	Sensitive information is information exempted from disclosure, which can be classified as confidential, Secret and Top-Secret. In terms of SSC and SSD the classification of the feeder diagrams is Confidential. If this is what is currently required, at this stage of the project, a DECLARATION OF SECRECY must be completed and submitted to the employer before confidential information is provided. If higher classified information is required, then the individual must be vetted accordingly. Security Vetting – Individuals requiring access to sensitive information higher than confidential must be vetted for that level of the classified information being requested. Once a contract is in place, then necessary arrangements will be made with Eskom IT to provide excess to a folder, to cleared individuals, to access and perform design work on sensitive information/equipment.

**Controlled Disclosure**

When downloaded from the document management system, this document is uncontrolled and the responsibility rests with the user to ensure it is in line with the authorized version on the system. No part of this document may be reproduced in any manner or form by third parties without the written consent of Eskom Holdings SOC Ltd, © copyright Eskom Holdings SOC Ltd, Reg No 2002/015527/30

	<b>Tender Questions and Answers</b>	<b>Document Identifier</b> 240-7124948	<b>Rev</b> 1
		<b>Effective Date</b> 01 April 2023	
		<b>Review Date</b> April 2026	

No.	Document	Section	Page	Requirement	Questions	Answers
<b>08 April 2024 (Clarity published date) - Rev 2_Tender Questions and Answers_Clarifications_2024.04.08</b>						
16.					For Item 42,2 Defects date, it states One full life cycle after each sectional completion date. The tenderer would like to know <b>How Long is One Full Life Cycle?</b>	One fuel cycle is approximately 18 months.
17.	TRS 09082A rev 1	4.1	14	Generation Requirements	Can the Employer please provide references 4.1.19 and 4.1.20 and confirm that they are applicable to Koeberg?	These references are currently unavailable on the documentation platform. Eskom to revert ASAP. <b>Ignore these references.</b>
18.	TRS 09082A rev 1	-	-	LZC Detail	Can the Employer please supply details of the 0 LZC inverter and its distribution board (make, model numbers, feeder types, tripping curves), as this information does not seem to be readily available, or alternatively please supply references to where the information can be obtained for the 0 LZC inverter and its switchboard?	Details attached. Rev 3_Q18_Item 2_OLZC - info
19.	TRS 09082A rev 1	4.3.1.17.4	17	Spare Feeders and Sizing	To ensure that the upgrade makes provision for the correct spares to allow for 1) the correct sizing of switchboards, 2) the correct sizing of the busbars, and to 3) determine the impact on the inverter loads, it is imperative that the Employer provides an idea of what sizes the spares must be that the Contractor needs to make provision for, e.g.: <ul style="list-style-type: none"> <li>• 1/2 LNE - 15 extra feeders each - 3 x 6A, 3 x 10A, 3 x 16A, 3 x 20A, 2 x 25A, 1 x 32A (a total of 238 A)</li> <li>• 9 LNF - 10 extra feeders - 3 x 6A, 3 x 10A, 3 x 16A, 1 x 25A (a total of 121 A)</li> <li>• 9 LNG/H - 5 extra feeders each - 2 x 6A, 2 x 16A,</li> </ul>	See 11. Main busbars should be sized to the size of the inverter/UPS

**Controlled Disclosure**

When downloaded from the document management system, this document is uncontrolled and the responsibility rests with the user to ensure it is in line with the authorized version on the system. No part of this document may be reproduced in any manner or form by third parties without the written consent of Eskom Holdings SOC Ltd, © copyright Eskom Holdings SOC Ltd, Reg No 2002/015527/30




## Tender Questions and Answers

<b>Document Identifier</b>	240-7124948	<b>Rev</b>	1
<b>Effective Date</b>	01 April 2023		
<b>Review Date</b>	April 2026		

No.	Document	Section	Page	Requirement	Questions	Answers
					<p>1 x 20A (a total of 64 A)</p> <ul style="list-style-type: none"> <li>0 LZC - 5 extra feeders - 2 x 6A, 2 x 16A, 1 x 20A (a total of 121 A)</li> <li>6 SSC/D - 5 extra feeders each - 2 x 6A, 2 x 16A, 1 x 20A (a total of 121 A)</li> </ul>	
20.	TRS 09082A rev 1	-	-	SSC and SSD Detail	Can the Employer please supply details of the 6 SSC and 6 SSD inverters and their distribution boards (type of inverters, type of distribution boards and feeder types and sizes) to allow the Contractor the opportunity to find suitable replacements?	See 15. Eskom to provide NDA and SOD to individuals requesting confidential information.
21.	TRS 09082A rev 1	4.6.2	24	FMEA	Can the Employer please confirm that an FMEA is required for the inverters and distribution boards (as this is seldom done at this level), and for which of the systems is this required?	An FMEA is required for the 1E type systems.
22.	ITT	-	-	Closing date	Given the lack of information for 0 LZC, 6 SSC and 6 SSD, and the need to have this information to quote on for the project, an extension for the closing date of 30 April will be needed. The extension period will depend on how quickly the Employer can provide the responses to the clarification questions. The Contractor will need at least 3 weeks to process the information, to send the information to the Suppliers, to receive the feedback and to build a proper technical and commercial offer. Can the Employer please consider an extension, based on when a response can be provided?	Extension to tender closing has been granted until 30 April 2024. This has been published on the tender bulletins, refer attached as reference.

### Controlled Disclosure

When downloaded from the document management system, this document is uncontrolled and the responsibility rests with the user to ensure it is in line with the authorized version on the system. No part of this document may be reproduced in any manner or form by third parties without the written consent of Eskom Holdings SOC Ltd, © copyright Eskom Holdings SOC Ltd, Reg No 2002/015527/30


	<b>Tender Questions and Answers</b>	<b>Document Identifier</b> 240-7124948	<b>Rev</b> 1
		<b>Effective Date</b> 01 April 2023	
		<b>Review Date</b> April 2026	

No.	Document	Section	Page	Requirement	Questions	Answers
23.	ITT			Quality Requirements	If a supplier is currently not approved for Q1/L1 scope of work, can the supplier still tender for the WCKBG2516SB scope of work?	It should be noted that the current approval is based on the last audit and does not prohibit a supplier to submit a tender if the Quality Management System has been improved/re-evaluated since the last audit. Please see Page 10 of the Invitation To Tender for the following: Supplier Qualification Process - Suppliers who meet the functionality threshold but are not on the Koeberg Operating Unit (KOU) approved supplier listing (ASL) for the scope of work detailed in the draft NEC3 (ECC) for WCKBG2516SB will be further subjected to a supplier qualification process, which will form part of the functional stage of the evaluation
<b>08 April 2024 (Clarity published date) - Rev 3_Tender Questions and Answers_Clarifications_2024.04.08</b>						
24.					<p>Can the Employer please provide NDA and SOD for the tenderer to fill out to receive a response for the following:</p> <p><i>What are the requirements for safety vetting of personnel (to what level) and measures for safeguarding sensitive information (and what is meant by "sensitive information" in the context of design for SSC and SSD)?</i></p> <p>AND</p>	<p>The potential tenderer to complete and sign the below mentioned documents in order for Eskom to give access to the documents that are classed as secret:</p> <ul style="list-style-type: none"> <li>✚ Rev 3_Q15_Item 1_Declaration of secrecy_WCKBG2516SB</li> <li>✚ NDA – refer 09_Attachment 8_Non-Disclosure Agreement (NDA) Vendors</li> </ul>

**Controlled Disclosure**

When downloaded from the document management system, this document is uncontrolled and the responsibility rests with the user to ensure it is in line with the authorized version on the system. No part of this document may be reproduced in any manner or form by third parties without the written consent of Eskom Holdings SOC Ltd, © copyright Eskom Holdings SOC Ltd, Reg No 2002/015527/30




	<b>Tender Questions and Answers</b>	<b>Document Identifier</b> 240-7124948 <b>Rev</b> 1
		<b>Effective Date</b> 01 April 2023
		<b>Review Date</b> April 2026

No.	Document	Section	Page	Requirement	Questions	Answers
					<p><i>Can the Employer please supply details of the 6 SSC and 6 SSD inverters and their distribution boards (type of inverters, type of distribution boards and feeder types and sizes) to allow the Contractor the opportunity to find suitable replacements?</i></p>	
25.					<p>Can the Employer please provide LZC Details requested in the previous clarification questions, as they were not previously attached as stated in the response:</p> <p><i>Can the Employer please supply details of the 0 LZC inverter and its distribution board (make, model numbers, feeder types, tripping curves), as this information does not seem to be readily available, or alternatively please supply references to where the information can be obtained for the 0 LZC inverter and its switchboard?</i></p>	Rev 3_Q18_Item 2_OLZC – info
<b>11 April 2024 (Clarity published date) - Rev 4_Tender Questions and Answers_Clarifications_2024.04.11</b>						
26.					<p>Related to NSF distribution switchboards, could you provide the following information?</p> <ul style="list-style-type: none"> <li>- Equipment Specification for NSF distribution switchboards.</li> <li>- The type and form of NSF distribution switchboards.</li> <li>- One line diagram of the separate distribution switchboards associated to these inverters:</li> </ul>	<ul style="list-style-type: none"> <li>• See Attached KBA1215G10001 &amp; KBA1217LOO052</li> <li>• Single line diagram attached.</li> <li>• The MTR is a new scope, and the applicable spec should be used.</li> </ul>

**Controlled Disclosure**

When downloaded from the document management system, this document is uncontrolled and the responsibility rests with the user to ensure it is in line with the authorized version on the system. No part of this document may be reproduced in any manner or form by third parties without the written consent of Eskom Holdings SOC Ltd, © copyright Eskom Holdings SOC Ltd, Reg No 2002/015527/30

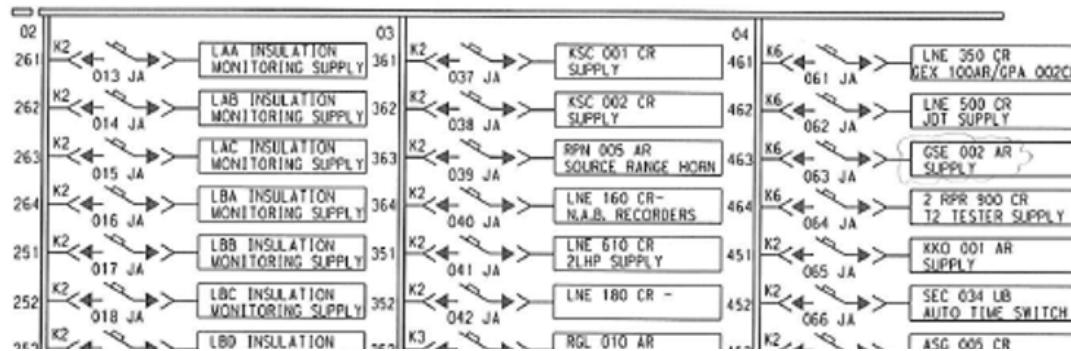
	<b>Tender Questions and Answers</b>	<b>Document Identifier</b> 240-7124948 <b>Rev</b> 1
		<b>Effective Date</b> 01 April 2023
		<b>Review Date</b> April 2026

No.	Document	Section	Page	Requirement	Questions	Answers
					LNE 001/2/3, 9LNF/G/H, 0LZC 00, 6SSC/D, MTR.	<ul style="list-style-type: none"> <li>As per the TRS, 7.8.1.2, the tenderer must develop accepted procurement specs to the subcontractor for the various system types as previously done on previous mods.</li> <li>Please note that document can be located at Koeberg's documentation centre. All documents provided during clarification must be verified by the tenderer.</li> </ul> <p><b>Confidential documents can be collected at Koeberg after the DOS and NDA are signed.</b></p>
27.					Related to Class 1E distribution switchboards, could you provide the following information? <ul style="list-style-type: none"> <li>Equipment Specification, LNI System, Vital Source 220 V AC Production and Distribution boards (KBA 1217 LNI 800).</li> <li>One line diagram of switchboard associated to LNA/B/C/D inverters.</li> </ul>	<ul style="list-style-type: none"> <li>See attached KBA1217 LNI 800</li> <li>Attached single line diagram. See 26</li> </ul>
<b>16 April 2024 (Clarity published date) - Rev 5_Tender Questions and Answers_Clarifications_2024/04/17</b>						
28.					Regarding the switchboards: <ul style="list-style-type: none"> <li>Can you confirm the type and form of electrical panel according to IEC 61439-2, referenced in the TRS?</li> </ul>	Confirmed

**Controlled Disclosure**

When downloaded from the document management system, this document is uncontrolled and the responsibility rests with the user to ensure it is in line with the authorized version on the system. No part of this document may be reproduced in any manner or form by third parties without the written consent of Eskom Holdings SOC Ltd, © copyright Eskom Holdings SOC Ltd, Reg No 2002/015527/30

No.	Document	Section	Page	Requirement	Questions	Answers
29.					In the document provided by Eskom, Rev4_Q27_Item 7_Single Line Diagram, there is the single line drawing but the breakers capacity is not referenced, see below. Can you specify the output breakers capacities?	Breaker capacities are K1, K2.. ect. See KBA1217LOO052 (PDF page 49) supplied previously also found attached "Rev 5_Q29_Item 1_Feeders – info"
30.					We do not find, in the attached documents, the single line diagrams of 0LZC 001 and 6SSC/D, could you please send them?	0LZC single line diagram can be found on page 64 of "Rev 3_Q18_Item 2_OLZC - info.pdf" breaker size for 0LZC can be determined from the text of the same document. 6SSC/D docs can be collected from Koeberg. See 26
31.					Cable entry for each switchboard is also necessary: LNE 001/2/3, 9LNF/G/H , 0LZC 001 , 6SSC/D	See TRS table 4



**Controlled Disclosure**

When downloaded from the document management system, this document is uncontrolled and the responsibility rests with the user to ensure it is in line with the authorized version on the system. No part of this document may be reproduced in any manner or form by third parties without the written consent of Eskom Holdings SOC Ltd, © copyright Eskom Holdings SOC Ltd, Reg No 2002/015527/30

<b>Document Identifier</b>	240-7124948	<b>Rev</b>	1
<b>Effective Date</b>	01 April 2023		
<b>Review Date</b>	April 2026		

No.	Document	Section	Page	Requirement	Questions	Answers
32.					<p>Given the lack of information for 0 LZC, 6 SSC and 6 SSD, and the need to have this information to quote on for the project, a three-week extension of up to the <b>17<sup>th</sup> May 2024</b> is requested.</p> <p>The extension period will depend on how quickly the Employer can provide the responses to the clarification questions.</p> <p>The Contractor will need at least 3 weeks to process the information, to send the information to the Suppliers, to receive the feedback and to build a proper technical and commercial offer.</p> <p>Can the Employer please consider an extension, based on when a response can be provided?</p>	<p>Permission has been granted to extend the tender closing until <b>16 May 2024</b>.</p> <p>No tender box closing takes place on a Friday, only Tuesdays and Thursdays.</p> <p>For 0LZC see 30.</p> <p>For 6SSC and 6SSD see 26</p>
33.					<p>Can the Employer provide the details of the OEMs for the distribution boards for the various systems, especially those for 0 LZC and 6 SSC/D?</p>	<p>Follow standardization stated in 34</p>
34.					<p>The inverters for all of the systems associated with this project are all similar, i.e. Merlin Gerin MG 30 inverters. The distribution boards on the other hand are Normabloc 486 units for the unit 1,2 and 9 boards, but the distribution boards for units 0 and 6 are different. Is it correct to state that the intent of this requirement is to: a) standardise on all of the inverters (all must be same type) and b) standardise on all of</p>	<p>Correct</p>

**Controlled Disclosure**

When downloaded from the document management system, this document is uncontrolled and the responsibility rests with the user to ensure it is in line with the authorized version on the system. No part of this document may be reproduced in any manner or form by third parties without the written consent of Eskom Holdings SOC Ltd, © copyright Eskom Holdings SOC Ltd, Reg No 2002/015527/30

<b>Document Identifier</b>	240-7124948	<b>Rev</b>	1
<b>Effective Date</b>	01 April 2023		
<b>Review Date</b>	April 2026		

No.	Document	Section	Page	Requirement	Questions	Answers
					the distribution boards (for the purpose of spares, maintenance, training)?	
35.					<p>Can the Contractor accept that the boards can be isolated completely in a window of time allocated by the Employer that will allow for the upgrades to be done by the Contractor, or must the Contractor provide temporary power to back up those loads that are deemed essential by the Employer during the upgrade windows? If it is the latter, can the Employer please make available the details of what loads must be backed up, such that the Contractor can make adequate provision for this as part of the bid proposal and costing?</p> <p>NOTE that this is especially true for LNE and SSC/D</p>	<p>Temporary's will be need.</p> <p>Recently 6SSC and 6SSD was fed from 6SSA. A temporary TB will only be required (maybe one of the new SSC/D TB)</p> <p><b>Suggestion</b></p> <p>The MTR can be developed such that it could be used as a temporary supply with TB.</p> <p>OR</p> <p>Off-line inverters and TB used as temporary supplies for on-line inverters, vice versa.</p> <p>AND</p> <p>Plant LTP supplies can be used to temporarily supply loads.</p> <p>The Loads cannot be immediately provided. This will be determined during design phase for specific outages.</p>

**Controlled Disclosure**

When downloaded from the document management system, this document is uncontrolled and the responsibility rests with the user to ensure it is in line with the authorized version on the system. No part of this document may be reproduced in any manner or form by third parties without the written consent of Eskom Holdings SOC Ltd, © copyright Eskom Holdings SOC Ltd, Reg No 2002/015527/30